

## Specifications – Bamberg Series 3 TMW

### **Transducers**

7/8" [22mm] tweeter	Coated textile dome, CCAW vented VC, rear chamber, rigid shallow waveguide
6" [15cm] midrange	Fiberglass/paper cone, copper ring & pole cap, 32mm vented VC, symmetric drive motor, cast aluminum basket, high-Q suspension
9" [23cm] woofer	Symmetric drive motor, cast aluminum basket, 51mm vented VC high-Q suspension, aluminum cone, 20mm P-P stroke

### **Internal Amplifiers**

Tweeter channel	100W
Midrange channel	100W
Woofer channel	170W
Input impedance	10k ohm
Performance	20 – 20kHz, .05%THD, 100dB SNR, 20dB gain

### **Impedance (Passive Monitor Option) (graph)**

Nominal	4 ohm
Minimum (@200 & 2.8k Hz)	4.0 & 3.3 ohm
Phase (20 Hz to 20k Hz)	+42 / -60 degrees

### **Amplitude response (graph)**

To 20kHz	+/- 2.5 dB SPL
Bandwidth -6dB	22 Hz to 26kHz

### **Dispersion (see graphs)**

### **Sensitivity**

2.8V@1-Meter half space	89 dB
-------------------------	-------

### **Bass alignment**

Monitor	Vented, HPF4 @35Hz
Woofer	Vented HPF4 -3dB @25Hz

### **Inter-driver Phase response**

500 Hz to 9kHz	Less than 30° phase difference
@2.8kHz	0°

### **Maximum nonlinear output**

105 dB70W	Series3TMW, all frequencies, no compression
102 dB35W	Passive Monitor, all frequencies, no compression

### **Crossover**

Active Alignment	Linkwitz-Riley 4th @430 & 2.8 kHz
Filters	9
EQ's	6

***Dimensions HxWxD; Weight (Net)***

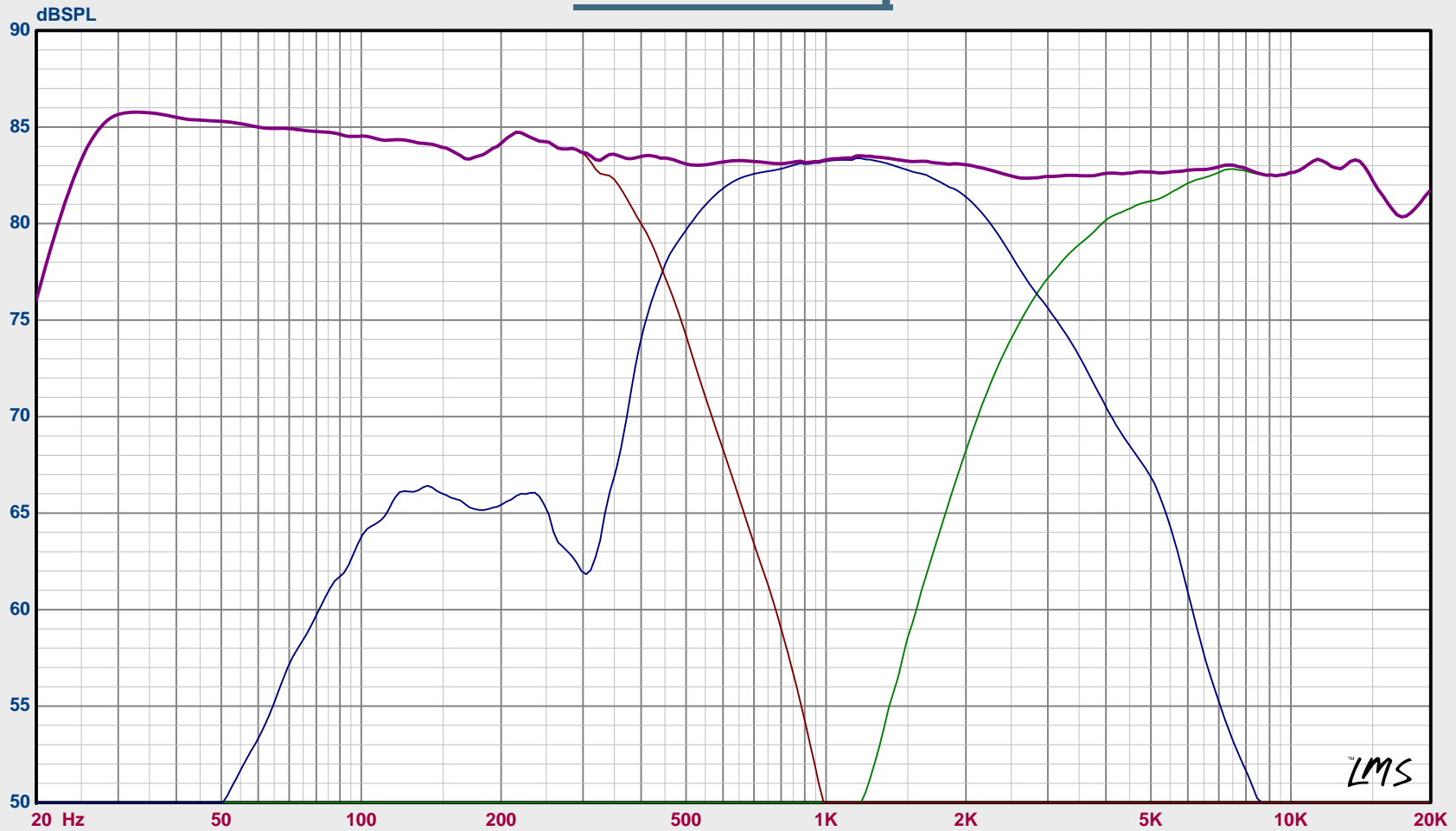
Monitor, Active	15 x 10.5 x 14.5", 23.4 lb. [38.1 x 26.7 x 36.8cm, 10.6kg]
Woofers, Active	33 x 12 x 17.5", 64.4 lb. [84 x 30.5 x 44.5cm, 29kg]
Full 3-way speaker	48" x 12" x 17.5", 88 lb. [122 x 30.5 x 44.5cm, 40kg]

***Dimensions; Weight (Ship)***

Woofers (each)	36 x 18 x 18", 80 lb. [92 x 46 x 46cm, 36.4kg]
Monitors (pair)	24 x 18 x 18", 53 lb. [62 x 47 x 47cm, 14.5kg]

*Specifications ©February 2014 Bamberg Engineering.*

# SPL vs Freq



LMS

Map

- 1: Tweeter 1/6
- 2: Midrange 1/6
- 3: Woofer 1/6
- 5: Woofer + Midrange + Tweeter 1/6

Notes

Speaker on axis at 3m. Mic @41" elev.

100 points per decade. 1/6 smoothed.

Data Measured: Nov 9, 2013 Sat 5:13 pm

LMS

4.6.0.371  
May/29/2007

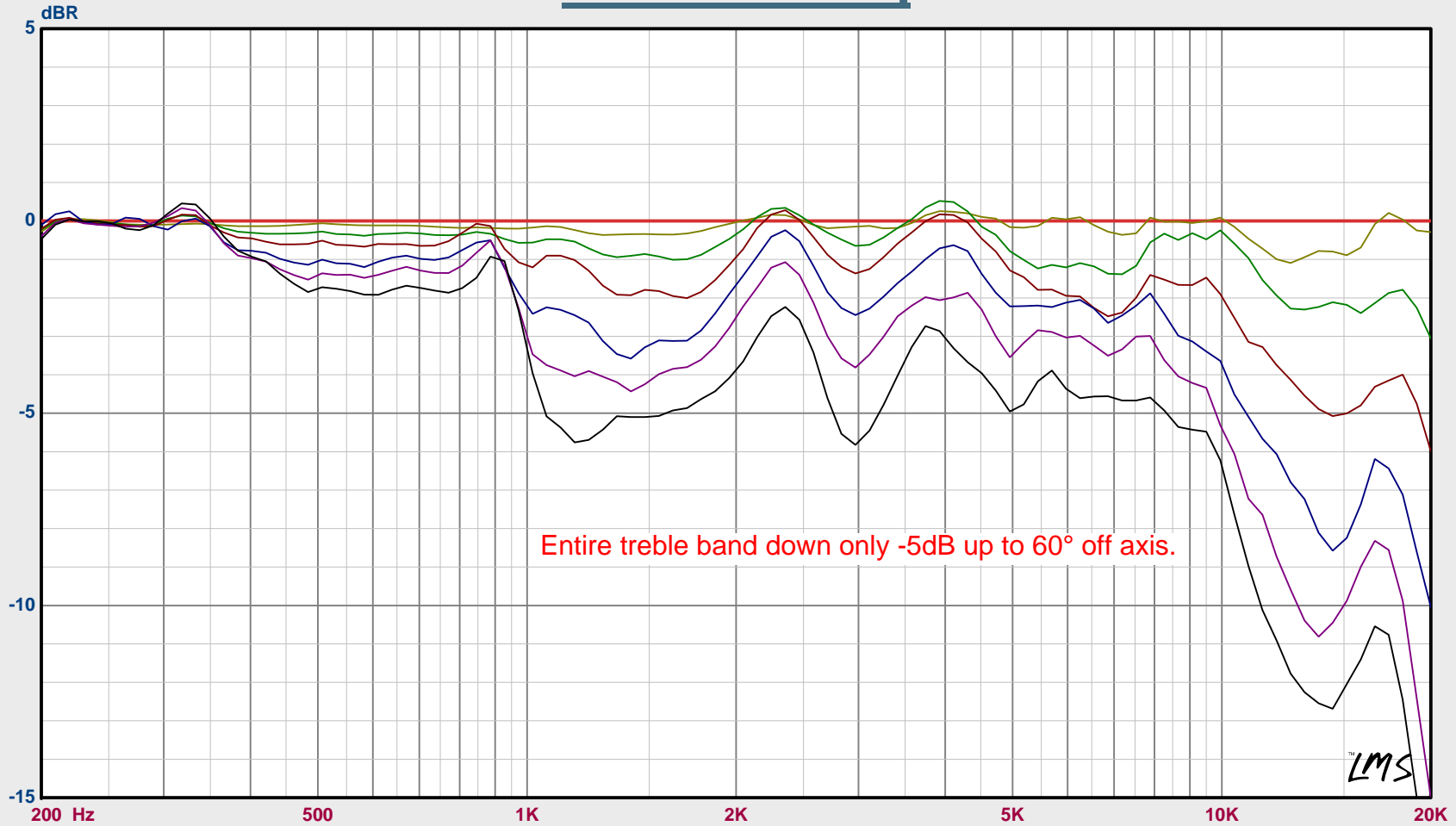
Person: Philip E Bamberg  
Company: Bamberg Engineering

Project: S3tmw Act2  
File: ACT2\_S3\_Publish.lib

Feb 7, 2014  
Fri 6:02 pm

LINEAR X  
S Y S T E M S

# Ratio vs Freq



Map

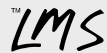
- 19: -00H    — 22: -30H    — 25: -60H
- 20: -10H    — 23: -40H
- 21: -20H    — 24: -50H

Notes

**HORIZONTAL RESPONSE**

Normalized to on-axis curve, 1/10 smoothed.

Data Measured: Oct 30, 2013 Wed 4:27 pm



4.6.0.371  
May/29/2007

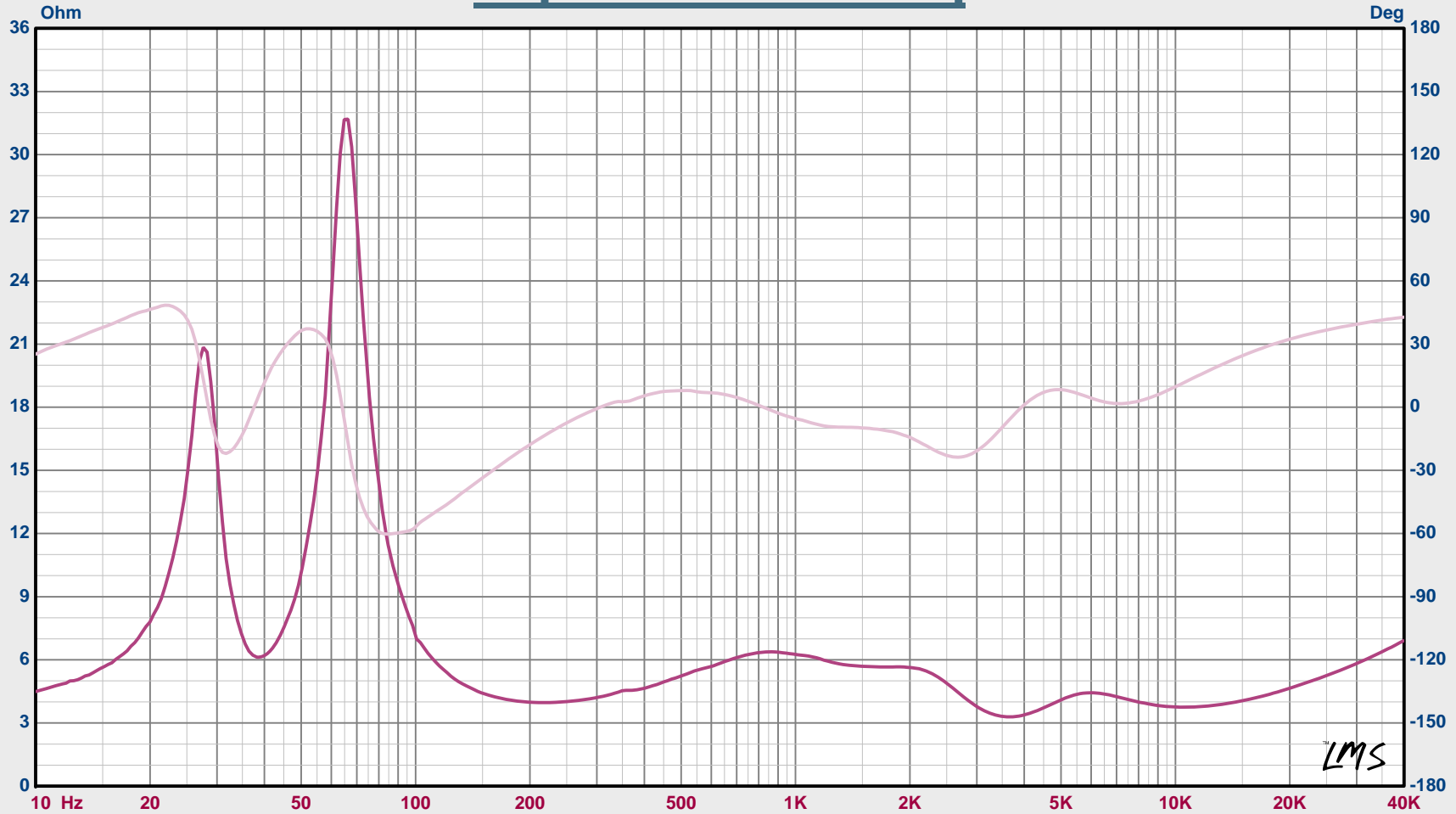
Person: Philip E Bamberg  
Company: Bamberg Audio

Project: S3tmw Active2  
File: ACT2\_S3\_Publish.lib

Feb 8, 2014  
Sat 4:44 pm



# Impedance vs Freq



LMS

Map

— 6: Z 1v Passive Crossover Monitor

Notes

Passive Monitor only.

Impedance at 1 volt - Midrange & Tweeter Crossover.

Nov 11, 2013 Mon 1:23 pm

LMS

4.6.0.371  
May/29/2007

Person: Philip E Bamberg  
Company: Bamberg Audio

Project: S3tmw Pass2  
File: ACT2\_S3\_Publish.lib

Feb 7, 2014  
Fri 6:20 pm

LINEAR X  
S Y S T E M S